



TRANSPARENT · SAFE · TRUSTWORTHY

MAM Subscription Guidelines

Updated on : 18 June 2025

Sign In

Username/Email

1

Password



[Forgot Password??](#)

Sign In

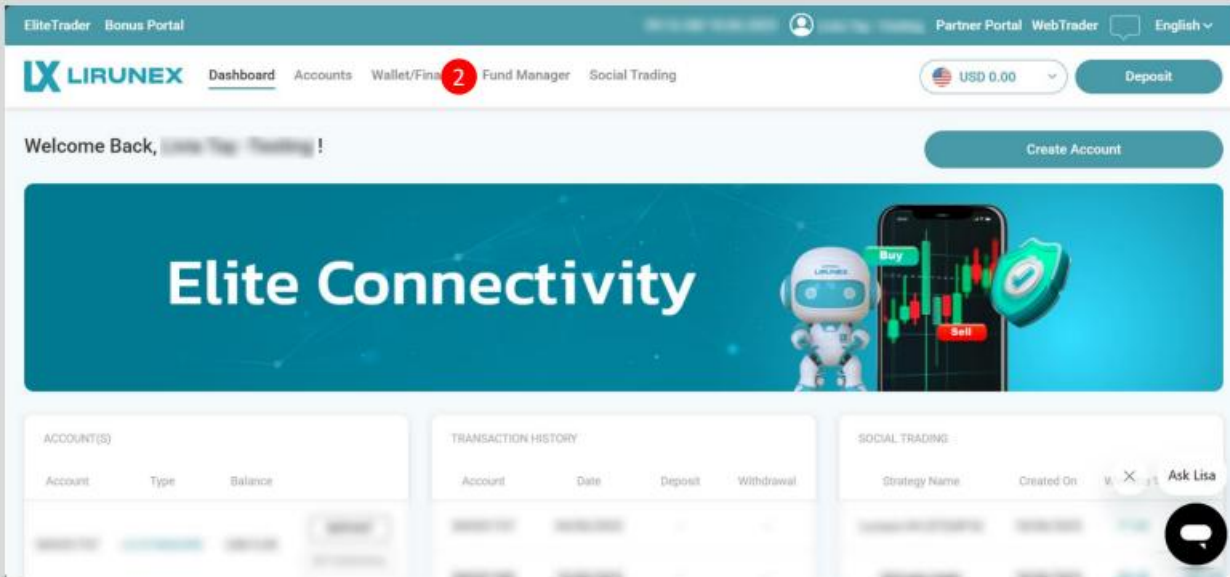
Create Account

Step 1:

Login to your pre-registered account via **Lirunex Client's portal.**

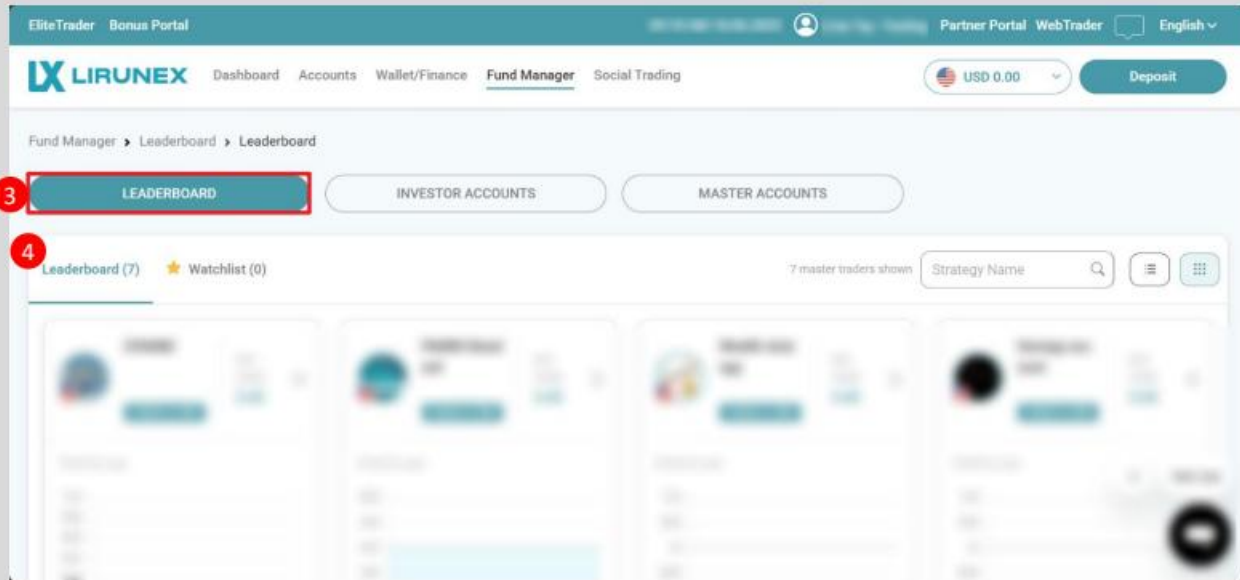
client.lirunex.online/auth/login

**Pictures shown are for illustration purpose only*

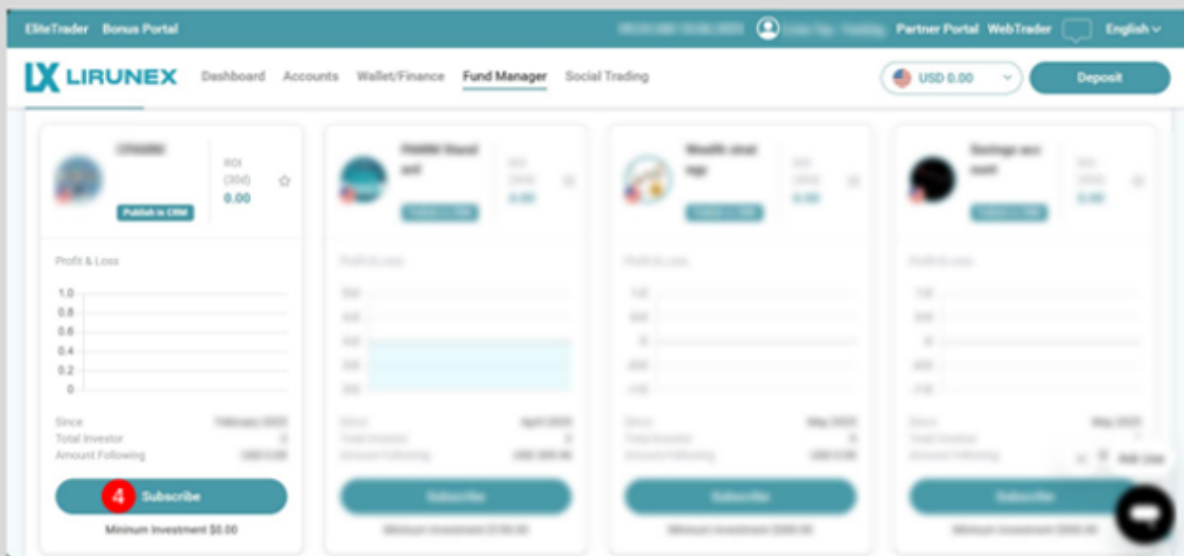


Step 2 : Once logged in, at the top menu section, click on “**Fund Manager**”.

**Pictures shown are for illustration purpose only*

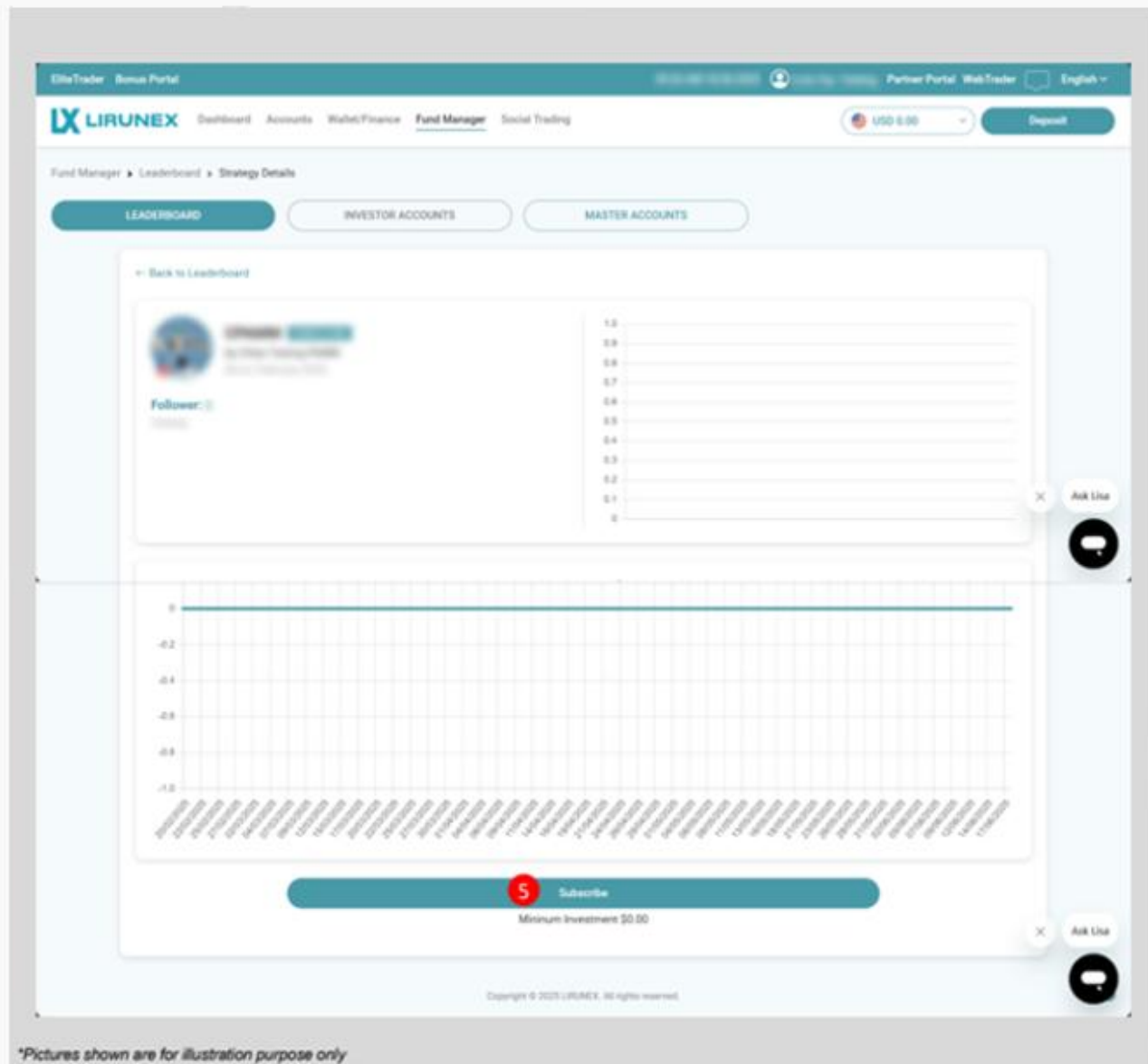


Step 3 : Click “Leaderboard”



In the search box, type in:
Automated Wealth Building

**Pictures shown are for illustration purpose only*



*Pictures shown are for illustration purpose only

STEP 5:

You will be taken to the **Automated Wealth Building** page so you can Subscribe to the Strategy

Scroll all the way to the bottom of the page and Click on "**Subscribe**"

Subscribe Strategy



Maxi New Test

USC
Base Currency

Capital Fee **One Time**

Performance Fee **Daily**

Penalty Fee **One Time**

Subscription Fee **One Time**

Management Fee **First day of every month**

Note: Because this is what's called a CENT (Penny) Account, when choosing how much you want to allocate, be sure to MULTIPLY by 10. Example: You will need to enter 100,000 (Cent) in order to Transfer a \$1,000 USD.

Fund Source*

USD 12766406.79 USD Wallet

Allocate Balance*

2000 USC

Check this Box!

USC 2000 = USD 20.00

Submit

I confirm that I have read, understood and agree with [Terms and Conditions](#) and [Investment Agreement](#).*

Our operation team has to approve your subscription request. Your capital is at risk. You may lose all your invested capital.

IMPORTANT: Please double check ALL funds has been Transferred by following the Instructions on the next page!

LX LIRUNEX Dashboard Accounts Finance **Fund Manager** Social Trading Deposit

Fund Manager ▶ Investor Accounts ▶ Active

LEADERBOARD **INVESTOR ACCOUNTS**

Active (2) Inactive (1) Reports (3)

Account Details	Unrealized P/L	Realized P/L	Balance	Pending Request	Subscribe On	Status
World Class Gold Automation - FAI USC 369212048	-722.21	1669.25	11268.61		07/01/2026 08:59:44 AM	Subscribed
						Subscribed

Showing Results 10 of 1

Step 1: Click Fund Manager

Step 2: Click on Investor Accounts

Step 3: Click on this rectangle box - Automated Wealth Building

Do the above Steps first than the final steps below. This Step is to make sure 100% of your funds is being put in the Account to be Traded by our Strategy – VERY IMPORTANT

TAILS **TOP UP** WITHDRAWAL TRADE RECORDS 369212048 (World Class Gold Automation - FAI) Subscribed

Fund Source **USD** | Balance **Name: USD Wallet**

Top Up Amount **5,000** **Min. Top Up: USC 0.00**

Confirm **Top Up Details**

World Class Gold Automation - FAI 369212048 USC


Currency	Top Up Amount	Capital Fee	Request On	Approved On	Status
USC	10000.00		08:59:46 AM, 07/01/2026	08:59:46 AM, 07/01/2026	Approved

Showing Results 10 of 1

If ALL of your funds did NOT get Transferred to the Automated Wealth Building Strategy Account than it will show a balance to where the LEFT arrow is pointing too. Type in the FULL Amount and then click on the CONFIRM button to the left.



Asia Business address:

 No.1-23A, First Floor, Paragon, Jalan Tun Mustapha,
87008 Labuan F.T., Malaysia.

 support@lirunex.com

 www.lirunex.com

Europe Business address:

 Gorgonon 14 Street, Patsalos Plaza 3rd floor,
Office 305, 6047, Larnaca, Cyprus.

 info@lirunex.eu

 www.lirunex.eu