



TRANSPARENT · SAFE · TRUSTWORTHY

# MAM Subscription Guidelines

*Updated on : 18 June 2025*

## Sign In

Username/Email

1

Password



[Forgot Password??](#)

Sign In

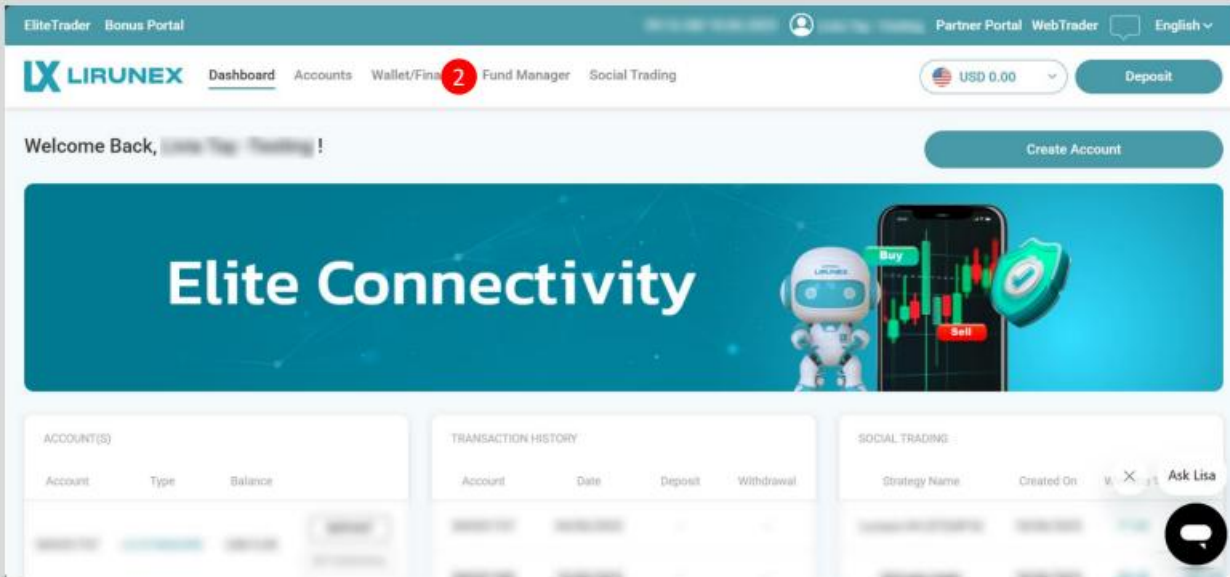
Create Account

### Step 1:

Login to your pre-registered account via **Lirunex Client's portal.**

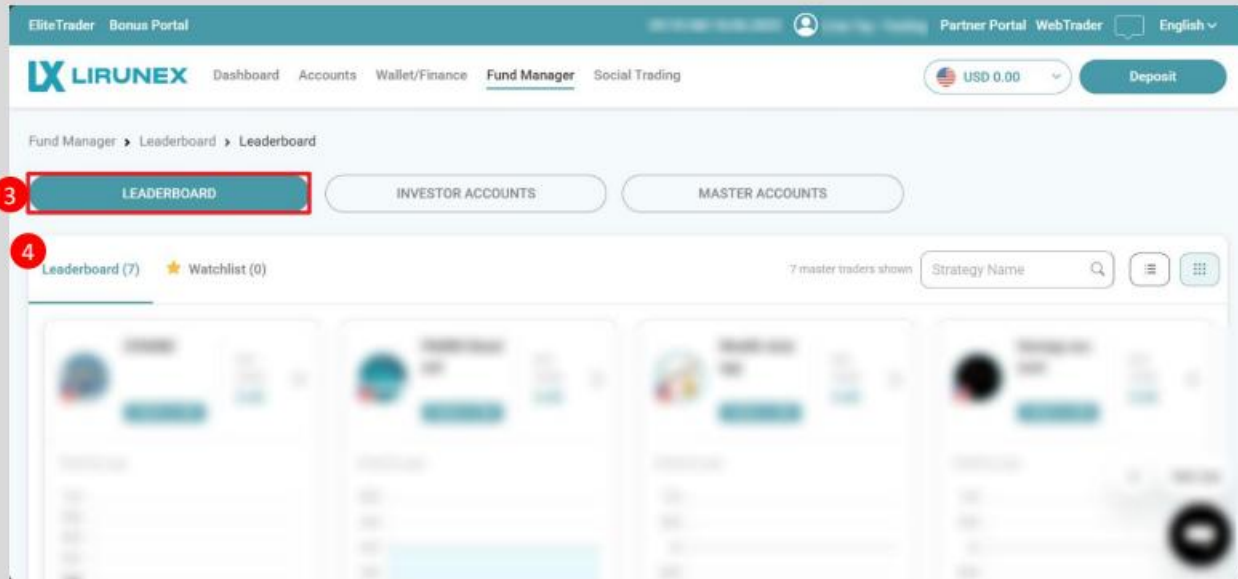
[client.lirunex.online/auth/login](http://client.lirunex.online/auth/login)

*\*Pictures shown are for illustration purpose only*

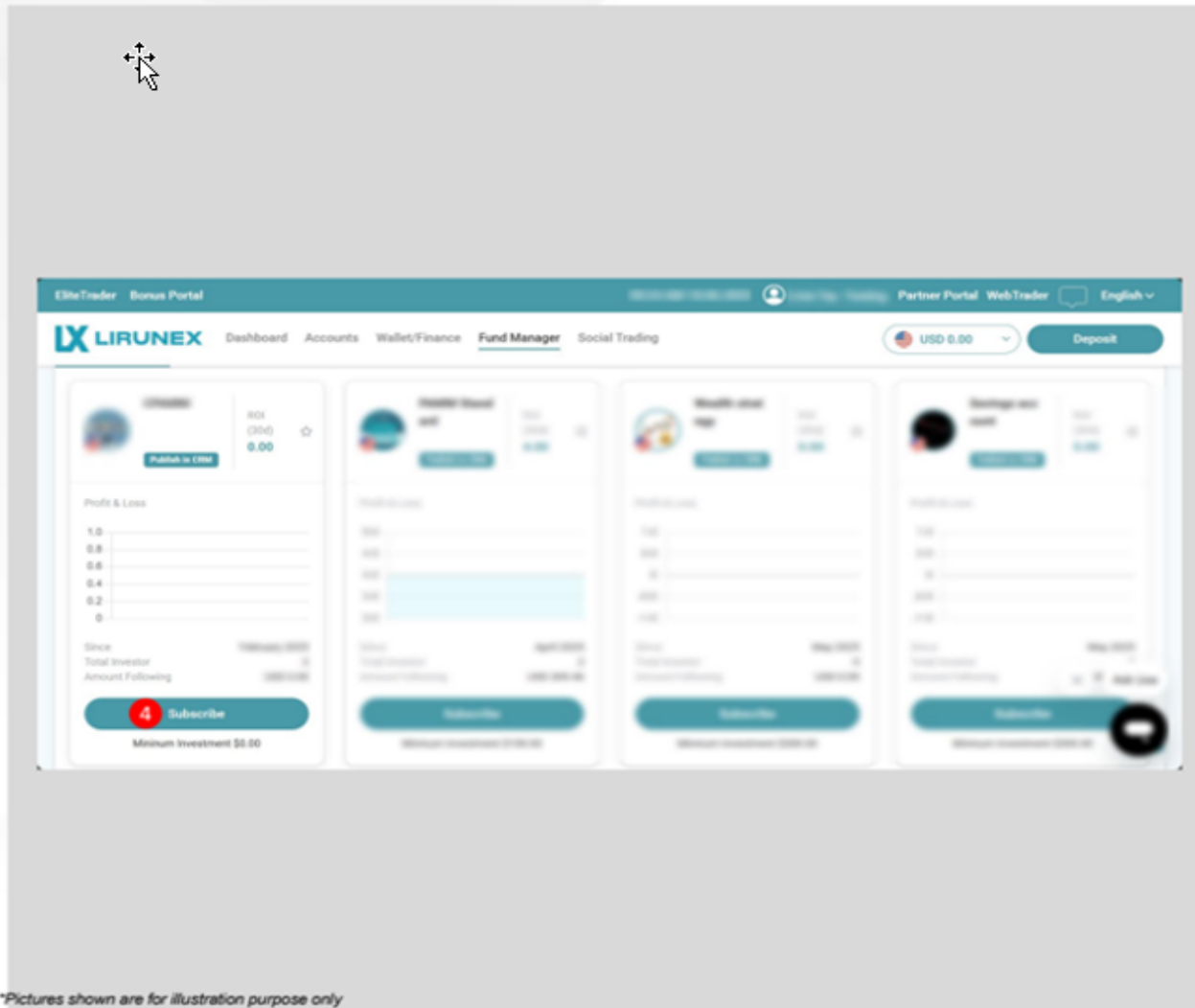


**Step 2 :** Once logged in, at the top menu section, click on “**Fund Manager**”.

*\*Pictures shown are for illustration purpose only*



**Step 3 : Click “Leaderboard”**



In the search box, type in:  
**PASSIVE WEALTH VEHICLE**

*\*Pictures shown are for illustration purpose only*

[www.lirunex.com](http://www.lirunex.com)

The screenshot displays the LIRUNEX Fund Manager interface. At the top, there is a navigation bar with the LIRUNEX logo and menu items: Dashboard, Accounts, Watch/Finance, Fund Manager, and Social Trading. A currency selector shows USD 0.00 and a Deposit button. Below the navigation, the breadcrumb trail reads Fund Manager > Leaderboard > Strategy Details. Three tabs are visible: LEADERBOARD (selected), INVESTOR ACCOUNTS, and MASTER ACCOUNTS. The main content area features a 'Back to Leaderboard' link, a profile card for a 'Follower' with a blurred name and a small chart, and a large empty chart area. At the bottom of the chart area, a prominent blue 'Subscribe' button is highlighted with a red circle containing the number '5'. Below the button, it states 'Minimum Investment \$0.00'. There are also 'Ask Like' buttons on the right side of the profile and chart sections. The footer contains the text 'Copyright © 2023 LIRUNEX. All rights reserved.'

\*Pictures shown are for illustration purpose only

## STEP 5:

You will be taken to the Passive Wealth Vehicle Subscription page so you can Subscribe to the Strategy.

Scroll all the way to the bottom of the page and Click on Subscribe



# Subscribe Strategy



Maxi New Test

**USC**  
Base Currency

Capital Fee One Time

Performance Fee Daily

Penalty Fee One Time

Subscription Fee One Time

Management Fee First day of every month

Note: Because this is what's called a CENT (Penny) Account, when choosing how much you want to allocate, be sure to MULTIPLY by 10. Example: You will need to enter 100,000 (Cent) in order to Transfer a \$1,000 USD.

Fund Source\*

USD 12766406.79 USD Wallet

Allocate Balance\*

2000 USC  
USC 2000 = USD 20.00

Check this Box!



**Submit**

I confirm that I have read, understood and agree with [Terms and Conditions](#) and [Investment Agreement](#).\*

Our operation team has to approve your subscription request. Your capital is at risk. You may lose all your invested capital.

**IMPORTANT:** Please double check ALL funds has been Transferred by following the Instructions on the next page!



**Do the above Steps first than the final steps below. This Step is to make sure 100% of your funds is being put in the Account to be Traded by our Strategy – VERY IMPORTANT**

Check your Wallet to be sure 100% of your Funds was Deposited when you Subscribed to the Passive Wealth Building Strategy. If you have funds in your Wallet that means all your funds was NOT deposited. Do the below steps to get ALL your Funds into your Account for the Passive Wealth Vehicle:

**Step 1:** Click on Investor Account


**Step 2:** Click on the Section that shows the Passive Wealth Vehicle Strategy

**Step 3:** Click on the TOP UP tab

**Step 4:** Type in the full amount to deposit into your account than Click the Confirm button




## Asia Business address:

 No.1-23A, First Floor, Paragon, Jalan Tun Mustapha,  
87008 Labuan F.T., Malaysia.

 [support@lirunex.com](mailto:support@lirunex.com)

 [www.lirunex.com](http://www.lirunex.com)

## Europe Business address:

 Gorgonon 14 Street, Patsalos Plaza 3rd floor,  
Office 305, 6047, Larnaca, Cyprus.

 [info@lirunex.eu](mailto:info@lirunex.eu)

 [www.lirunex.eu](http://www.lirunex.eu)