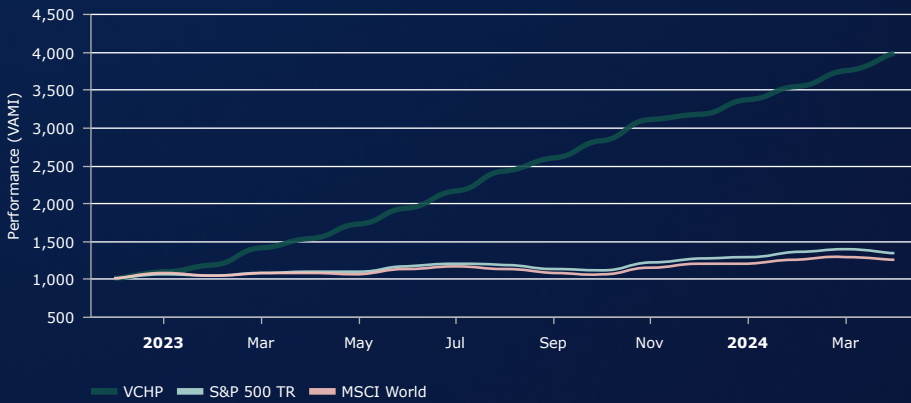


Strategy Summary

The Valuell Capital High-risk Portfolio (VCHP) operates as an advanced, high-risk system rather than a traditional investment portfolio. It integrates a diverse and continually evolving set of dynamic strategies, each specifically designed to navigate volatile market conditions. The system is meticulously calibrated to achieve ambitious monthly returns of around 8% while carefully managing elevated risk through adaptive exposure control.

The VCHP is enhanced by emerging strategies in the final stages of testing, which are poised to further bolster the system's performance. By dynamically switching between these strategies, the VCHP remains agile and responsive to shifting market dynamics, embodying a proactive and innovative investment philosophy. This ensures that investors benefit from unparalleled flexibility and substantial return potential while the system rigorously manages risk.

Performance Comparison



Fund Manager

The founding of Valuell was not an impulsive decision taken quickly; it was the direct fruition of years of experience gained by collaborating with diverse fund managers and investment companies in the creation, management and development of a myriad of high profile projects.

Performance

3 MONTH ROR	TOTAL RETURN CUMULATIVE
18.21%	297.88%
YEAR TO DATE	MAX DRAWDOWN
25.65%	-20.72%

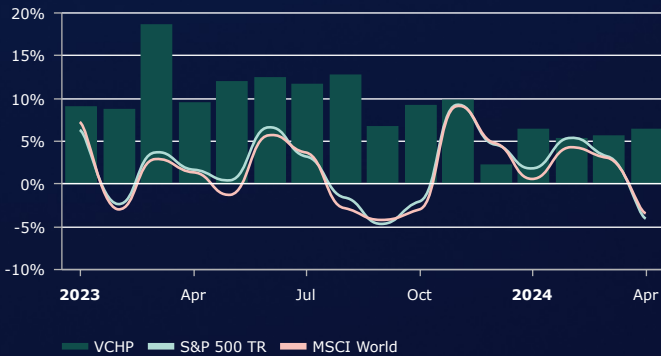
Investment Summary

Company	London & Eastern LLP
Inception Date	Jan 2023
Management Fee	0.00%
Performance Fee	30.00%
Highwater Mark	Yes

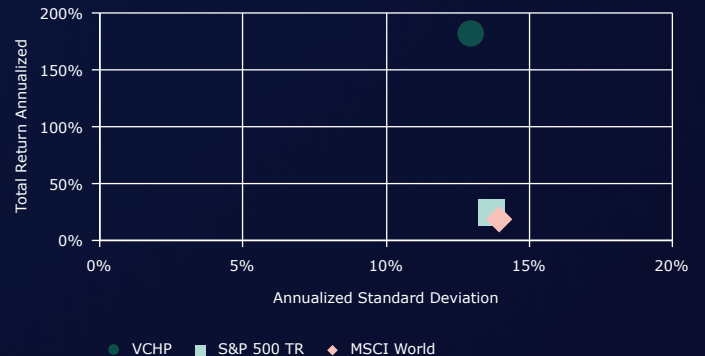
Monthly Performance

	JAN	FEB	MAR	APR	MAY	JUN	JUL	AUG	SEP	OCT	NOV	DEC	YEAR
2024	6.29	5.28	5.63	6.30									25.65
2023	9.00	8.67	18.61	9.38	11.87	12.31	11.57	12.71	6.60	9.17	9.67	2.19	216.66

Monthly Returns



Risk/Return Comparison



Hypothetical Growth

INVESTMENT	PROFIT	BALANCE (NET INCOME REINVESTED)
€100k	€216,690	€316,690
€1m	€2,166,900	€3,166,900

Figures shown above are compounded returns simulated from 1st January, 2023 to 31st December, 2023 exclusive of fees. Past performance is not indicative of future results.

Return Statistics

Last Month	6.30%
Year To Date	25.65%
3 Month ROR	18.21%
12 Months ROR	158.92%
36 Month ROR	-
Total Return Cumulative	297.88%
Total Return Annualized	181.72%
Winning Months (%)	100.00%
Average Winning Month	9.08%
Max Drawdown (Monthly)	-20.72%

Investment Conditions

Valuell (the company) operates business in a fully regulated environment through its partnership with Pelican, who is both authorised and regulated by the Financial Conduct Authority in the UK, ref 534484. Registered address: 85 Great Portland Street, First Floor, London, W1 W7LT. Pelican oversee and monitor the company's management.

Due to the company's focus being aimed towards the sophisticated investor, Valuell works on an application basis only. If your application is successful, you will have the opportunity to utilise the power of our trading strategies by running your personal brokerage account side by side with our in-house operations.

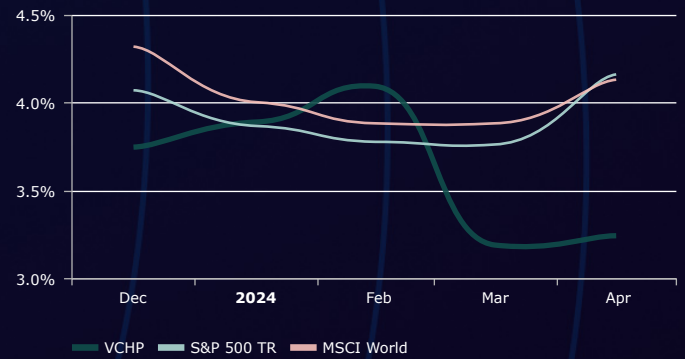
Clientele of the company maintain in complete control of their brokerage account but utilise the unique investor privilege of their account syncing with our in-house operations. Our clientele's brokerage accounts will automatically mirror all trades executed into their account with the correct risk allocation through technology managed by our regulated partners, Pelican.

Our unique company structure provides the perfect investment solution for busy professionals looking to build their wealth effortlessly and consistently using a hands-off approach, combined with complete visibility and control of their investments 24/7 through a custom client portal. At no point will Valuell have direct access to client funds - client funds remain under their control and in their full custody at all times.

Regulation

For the avoidance of doubt Valuell is not independently regulated by the FCA. Valuell is a 'Strategy Provider' to Pelican Trading. Pelican Trading is a trading name of London & Eastern LLP. London & Eastern LLP is authorized and regulated by the Financial Conduct Authority in the UK, ref 534484. Registered address: 85 Great Portland Street, First Floor, London, W1 W7LT.

Volatility (12 Months Rolling)



Return Statistics

Sharpe Ratio	8.40
Sortino Ratio	0.00
Skewness	0.73
Kurtosis	2.06
Standard Deviation Monthly	3.75%
Downside Deviation	0.00%
Average Losing Month	-
Correlation vs. S&P 500 TR	0.09
Winning Months (%)	100.00%
Winning Years (%)	100.00%

Disclaimer

Trading carries a high level of risk to your capital, and is not suitable for all investors. Please ensure you fully understand the risks, and do not risk more than you would be willing to lose. Valuell does not accept clientele that do not fully understand the risk involved in trading. Please seek independent advice if necessary.