



Valuell Capital

ONBOARDING

Step 1: create an account with Vantage Markets

Welcome to step 1 of the onboarding to get started with Valueell Capital. In this step, you are going to create an account with the broker Vantage.

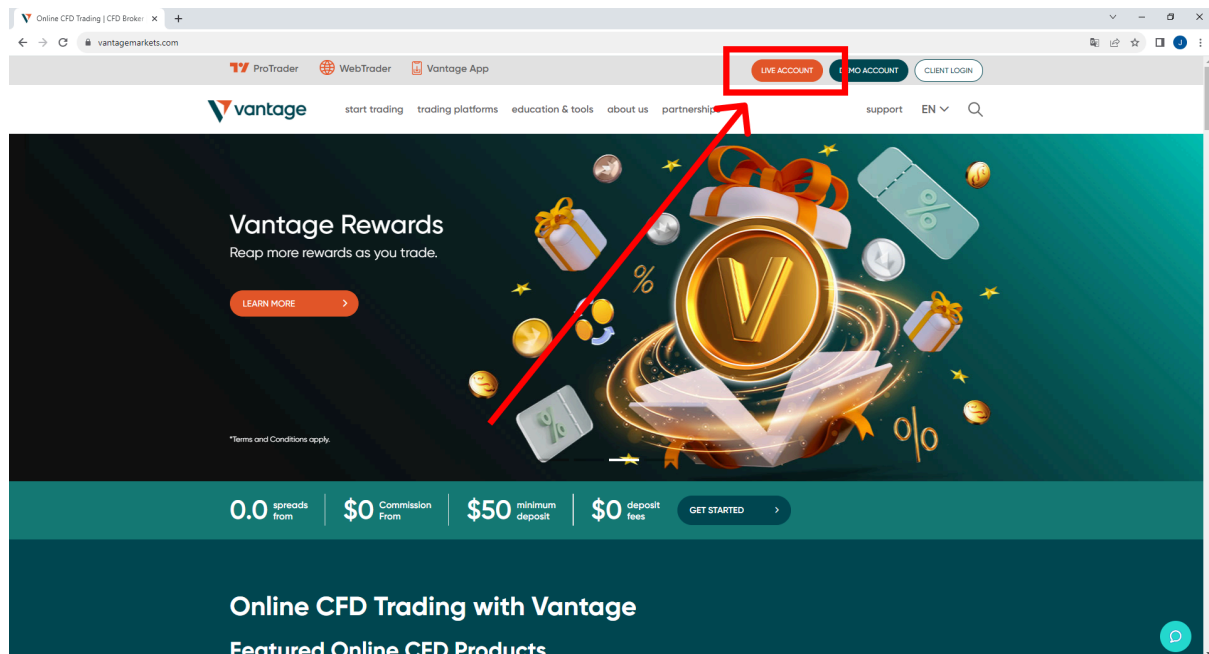
Step 1.1

Navigate to Vantage Markets at:

<https://go.vantagefx.com/visit/?bta=54666&brand=vantagefx>

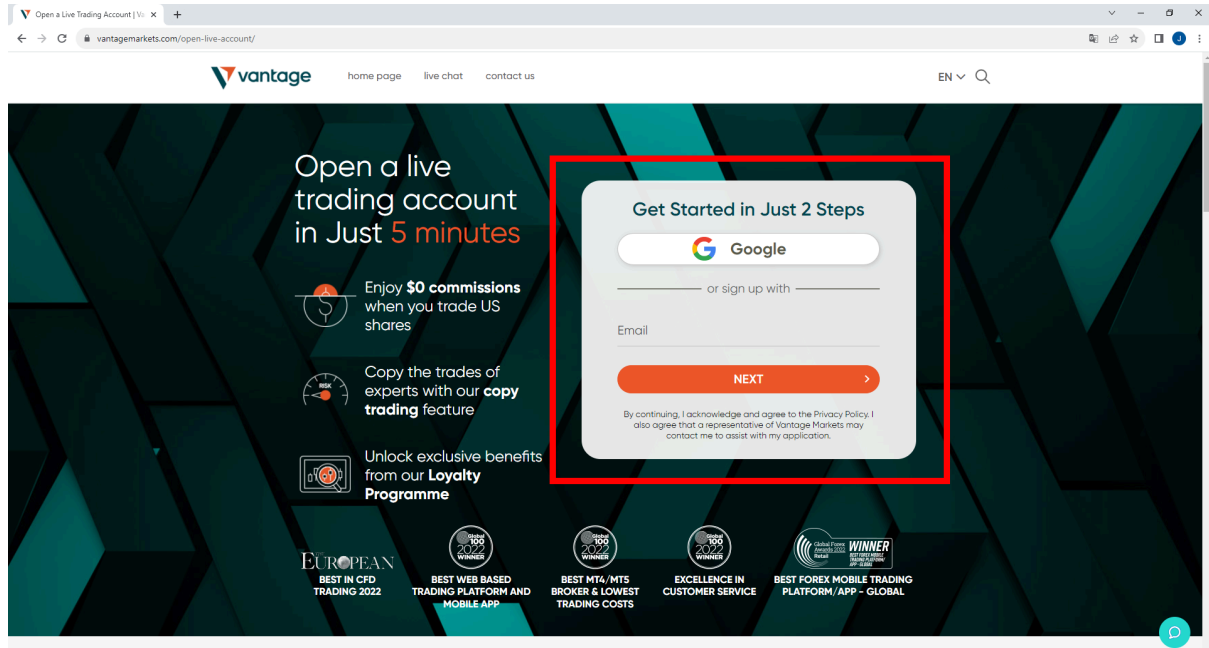
Step 1.2

Click on open live account:



Step 1.3

Enter your email or create an account with your Google account:



Open a live trading account in Just 5 minutes

- Enjoy **\$0 commissions** when you trade US shares
- Copy the trades of experts with our **copy trading** feature
- Unlock exclusive benefits from our **Loyalty Programme**

Get Started in Just 2 Steps

Google

or sign up with

Email

NEXT

By continuing, I acknowledge and agree to the Privacy Policy. I also agree that a representative of Vantage Markets may contact me to assist with my application.

EUROPEAN BEST IN CFD TRADING 2022

BEST WEB BASED TRADING PLATFORM AND MOBILE APP

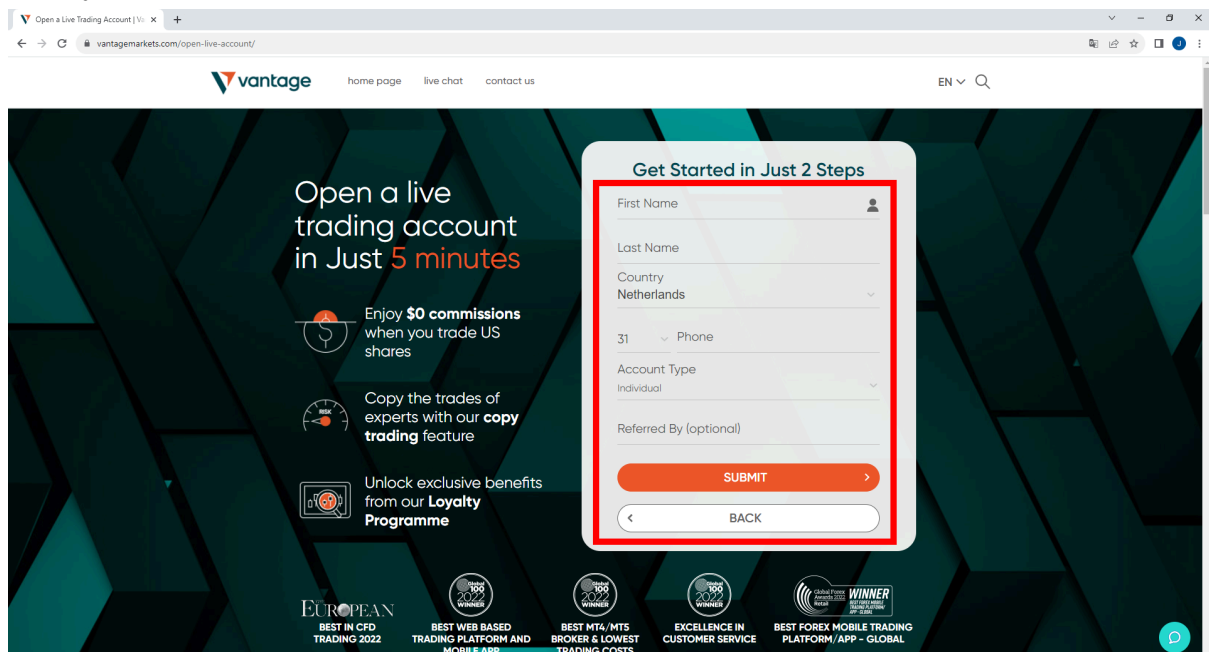
BEST MT4/MT5 BROKER & LOWEST TRADING COSTS

EXCELLENCE IN CUSTOMER SERVICE

BEST FOREX MOBILE TRADING PLATFORM / APP - GLOBAL

Step 1.4

Enter your details:



Open a live trading account in Just 5 minutes

- Enjoy **\$0 commissions** when you trade US shares
- Copy the trades of experts with our **copy trading** feature
- Unlock exclusive benefits from our **Loyalty Programme**

Get Started in Just 2 Steps

First Name

Last Name

Country
Netherlands

31 Phone

Account Type
Individual

Referred By (optional)

SUBMIT

BACK

EUROPEAN BEST IN CFD TRADING 2022

BEST WEB BASED TRADING PLATFORM AND MOBILE APP

BEST MT4/MT5 BROKER & LOWEST TRADING COSTS

EXCELLENCE IN CUSTOMER SERVICE

BEST FOREX MOBILE TRADING PLATFORM / APP - GLOBAL

Step 1.5

Complete your personal information:

The screenshot shows the Vantage Secure Client Portal registration page. The left sidebar contains navigation links: HOME, ACCOUNTS, FUNDS, DOWNLOADS, PROFILE, PROTRADER TOOLS, PROTRADER VIDEO TUTORIALS, PROTRADER PLATFORM (NEW), VANTAGE REWARDS, PROMOTION, SUPPORT, and APPLY FOR A LIVE ACCOUNT. The main content area features a progress bar with five steps: Personal Details (active), More About You, Account Configuration, Confirm Your ID, and Fund your Account. The 'PERSONAL DETAILS' form is highlighted with a red border and includes fields for Title, First Name, Middle Name, Last Name, Nationality, E-mail, Phone Number, Date Of Birth (Day, Month, Year), Place Of Birth, Identification Type, and Identification Number. A 'NEXT' button is at the bottom. On the right, a 'VERIFICATION PROGRESS' indicator shows 25% completion with an estimated time of 5 minutes. A 'Deposit' button and a 'Chat' button are also visible.

PERSONAL DETAILS

* Title

* First Name Middle Name

* Last Name * Nationality

* E-mail * Phone Number

* Date Of Birth Day Month Year * Place Of Birth

* Identification Type * Identification Number

NEXT

VERIFICATION PROGRESS
Estimated Time to Complete
5 minutes

Deposit **English** **Chat**

Step 1.6

Enter your address, which you will need to verify later:

The screenshot shows the Vantage Secure Client Portal registration page, Step 1.6: Enter your address. The left sidebar is the same as in Step 1.5. The main content area features a progress bar with five steps: Personal Details, More About You (active), Account Configuration, Confirm Your ID, and Fund your Account. The 'MAIN RESIDENTIAL ADDRESS' form is highlighted with a red border and includes fields for Country of main residency, Address, Province / State, City / Suburb, and Postcode. There is also a checkbox for 'Are you a US Citizen/Resident for tax purposes or do you have any US linka/ies(i.e. Bank account, etc.)' with 'Yes' and 'No' options. 'BACK' and 'NEXT' buttons are at the bottom. On the right, a 'VERIFICATION PROGRESS' indicator shows 35% completion with an estimated time of 4 minutes. A 'Deposit' button and a 'Chat' button are also visible.

MAIN RESIDENTIAL ADDRESS

Country of main residency
Netherlands

* Address * Province / State

* City / Suburb * Postcode

* Are you a US Citizen/Resident for tax purposes or do you have any US linka/ies(i.e. Bank account, etc.)
☐ Yes ☒ No

BACK **NEXT**

VERIFICATION PROGRESS
Estimated Time to Complete
4 minutes

Deposit **English** **Chat**

Step 1.7

Complete the KYC questionnaire:

EMPLOYMENT AND FINANCIAL DETAILS

The following questions are collected for compliance with AML/CTF requirements.

Employment Status

Employed Self Employed Retired Student Unemployed

Estimated Annual Income

0 – \$18,200 \$18,201 – \$37,000 \$37,001 – \$90,000 \$90,001 – \$180,000 \$180,000 +

Estimated Savings and Investments

Under \$25K \$25K – \$50K \$50K – \$100K \$101K – \$250K \$251K – \$1M \$1M – \$5M \$5M – \$10M \$10M +

Estimated Intended Deposit

VERIFICATION PROGRESS

55%

Estimated Time to Complete: 3 minutes

Step 1.8

Then select the following options under account configuration: MetaTrader 4, Standard, EUR:

ACCOUNT CONFIGURATION

Choose Trading Platform

MetaTrader MetaTrader 4

Choose Account Type

STANDARD RAW SWAP-FREE

Choose Account Currency

\$ USD £ GBP \$ CAD \$ AUD € EUR \$ SGD \$ NZD \$ HKD ¥ JPY

VERIFICATION PROGRESS

80%

Estimated Time to Complete: 2 minutes

☒ By ticking this box, I acknowledge I have read and understood the Risk Warning Notice which is provided online as part of this application. I understand that Key Information Documents are available to me on the Vantage Global Limited ("Vantage") website.

Step 1.9

Finally, verify your ID and your address:

Secure Client Portal

secure.vantagemarkets.com/register

Deposit English

Personal Details ✓ More About You ✓ Account Configuration ✓ Confirm Your ID Fund your Account

CONFIRM YOUR ID

As a regulated forex broker, we are required to verify your identity. Please upload one of the following documents for your Proof of ID and Proof of Address verification. Alternatively, you may email your verification documents to accounts@vantagemarkets.com

Proof of Identity Pending Upload

Choose a document type and upload accordingly

- Photo ID
- A copy of your international passport (Signature Page)
- Driving Licence

Upload

IMPORTANT: Name on document MUST clearly show your full name.

Proof of Residency Pending Upload

Choose a document type and upload accordingly

- Utility Bill
- Bank Statement
- Residence Certificate

Upload

IMPORTANT: Name on document MUST clearly show your full name.

BACK NEXT

90% VERIFICATION PROGRESS

Estimated Time to Complete: 1 minutes

DOCUMENTATION REQUIREMENT VIDEOS

Proof of Identity

Proof of Residency

Chat

Step 2: onboarding with the asset manager Pelican.

In this step you will go through the KYC onboarding at our regulated partner Pelican. Pelican is required to do this KYC for regulations.

Step 2.1

Navigate to the onboarding form at:

<https://share.hsforms.com/1icRX0jvTR1qH5kERQ6yuiA5gydx> and complete the form.

Welcome to Pelican.

This Application is in partnership with partner a strategy provider to Pelican Exchange Limited.

Before you can proceed, we are required to assess whether our 'Managed Account' product is a suitable product for you. This form should take no more than two minutes to complete.

Please note that Pelican Exchange is a trading name of London & Eastern LLP whose office address is: 85 Great Portland Street, London W1W 7LT. Company number OC345870. Authorised and regulated by the Financial Conduct Authority (FCA) FRN: 534484.

If you have any questions, feel free to contact us at any time at support@pelicantrading.io or call us on +44(0)20 3475 4216.

Please fill in the following form to get started.

Email * Phone number *
Incl. code e.g. 00447795835301

Last name * First name *

Street address * City *

Postal or Zip code * Country/Region *

Application type *

☐ Individual
☐ Corporate

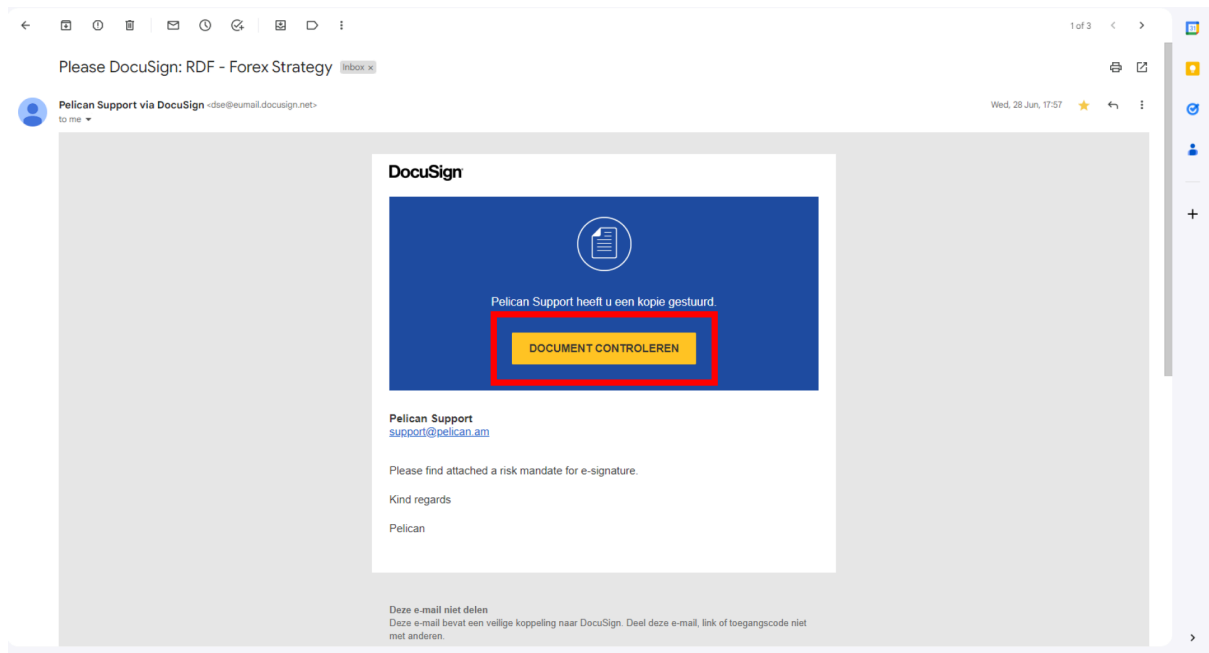
Employment status *

☐ Unemployed
☐ Employed
☐ Self-employed
☐ Retired

Occupation *

Step 2.2

Once you complete the form, you will receive an email from DocuSign to sign the risk form.



Step 2.3

Next, sign the risk form.

Step 3: Open a PAMM investor account.

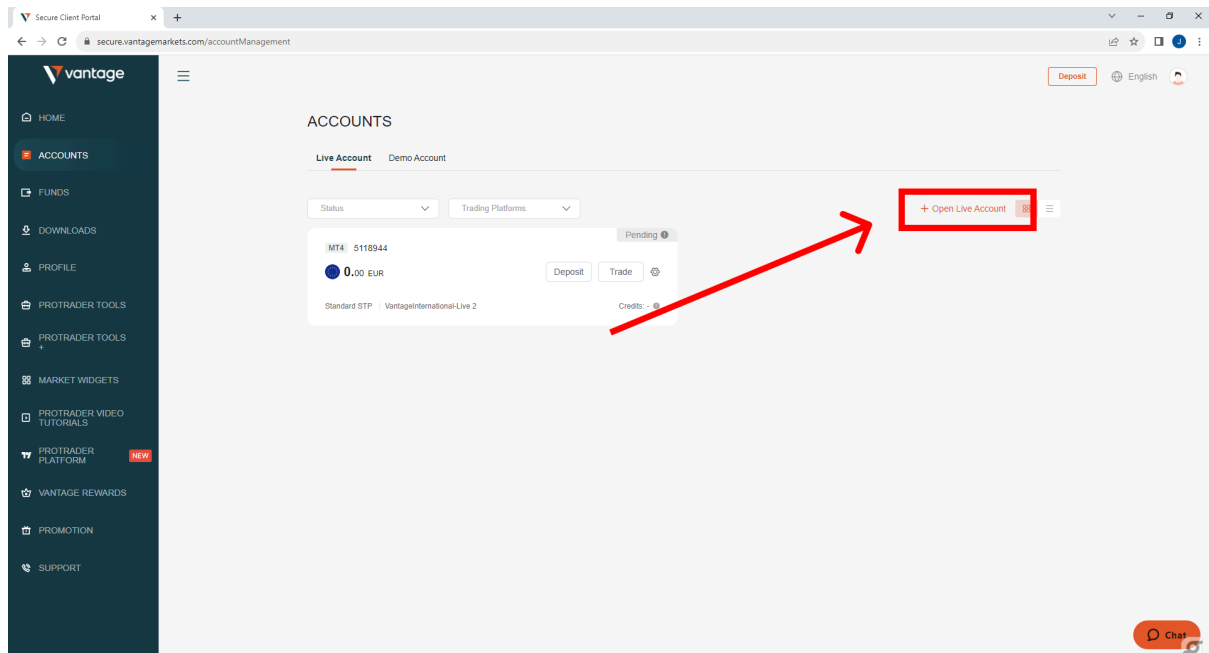
In this step, you are going to open a PAMM investor account.

Step 3.1

Log in with your login credentials to Vantage at <https://secure.vantagemarkets.com/login>. You received the login information in your email after creating your account.

Step 3.2

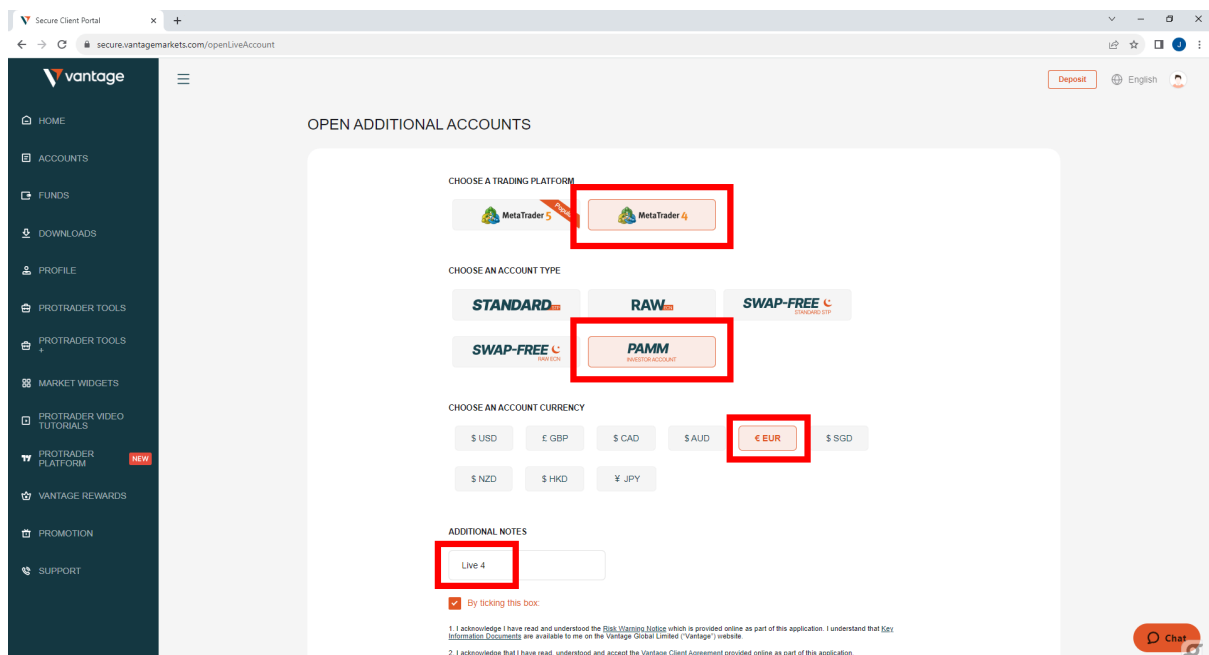
Then on your dashboard, navigate to "+ Open Live Account":



Step 3.3

Then open a Live Account with the following settings:

- MetaTrader 4
- PAMM Investor Account
- EUR

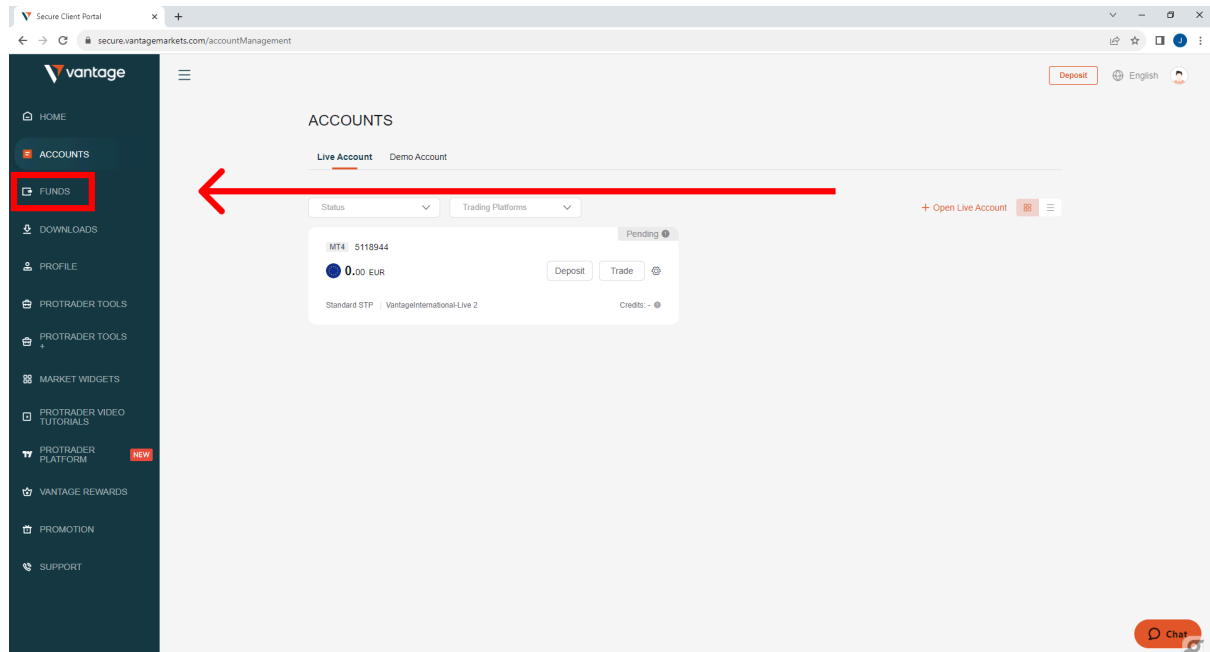


Step 4: deposit funds with Vantage.

In this step you are going to deposit money into your PAMM investor account.


Step 4.1

Once you are on your dashboard, click on "FUNDS":



Step 4.2

Next, choose the deposit method you wish to use:



Step 4.3

This example uses iDEAL. Make sure you deposit into the PAMM investor account:

The screenshot shows the 'DEPOSIT' page for iDEAL on the Vantage Secure Client Portal. The page has a dark sidebar on the left with navigation links: HOME, ACCOUNTS, FUNDS, DEPOSIT FUNDS, WITHDRAW FUNDS, TRANSFER BETWEEN ACCOUNTS, TRANSACTION HISTORY, DOWNLOADS, PROFILE, PROTRADER TOOLS, PROTRADER VIDEO TUTORIALS, PROTRADER PLATFORM (marked as NEW), VANTAGE REWARDS, and PROMOTION. The main content area is titled 'DEPOSIT iDEAL' and includes instructions: '1. Complete the form below and press "Submit"' and '2. Follow the instruction and make payment via your Online/Mobile Bank'. Below the instructions is the 'iDEAL FORM' with two input fields: '* Account Number' (containing 'XXXXXXXXXX PAMM Investor') and '* Amount' (containing '10,000.00'). A red box highlights the account number field. Below these fields is an 'Important notes' section with a text area. At the bottom left is a 'Voucher' section with a dropdown menu set to 'Select a deposit rebate voucher'. At the bottom right is a 'Deposit Summary' table:

Deposit Summary	
Deposit Amount	10000.00 EUR
Deposit Rebate	-
Net Deposit Amount	10000.00 EUR

Below the summary is a 'SUBMIT' button. A 'Chat' button is visible in the bottom right corner.

Step 5: join the PAMM.

In this step, you will participate in the PAMM.

Step 5.1

To participate in the PAMM, you must make a one-time initial deposit using the following link:

<https://pamm.vantagemarkets.com/app/join/945/86>

Step 5.2

Then enter your PAMM investor login(found in your mail) and your initial investment:

The screenshot shows two parts of the Vantage Secure Client Portal. On the left is the 'Offer' and 'Investor' section. The 'Offer' section lists details for a 1 Calendar Month offer, including a 10% rebate on the initial deposit. The 'Investor' section has fields for 'Investor' (Vantage International Live 12), 'MT4 Login' (XXXXXXXXXX), 'MT4 Password' (XXXXXXXXXX), and 'MT4 Server' (VantageInternational-Live 4). Red arrows point from the 'MT4 Login' and 'MT4 Password' fields in the investor section to the corresponding fields in the email on the right. The email on the right is titled 'MT4 Additional Account Request Successful' and contains the same login details: MT4 Login: XXXXXXXXXX, MT4 Password: XXXXXXXXXX, and MT4 Server: VantageInternational-Live 4. The email also includes a 'Vantage Support' link and a 'Chat' button.

You have now completed all the steps. Your investment will be reflected on <https://pamm.vantagemarkets.com> within 24 hours.